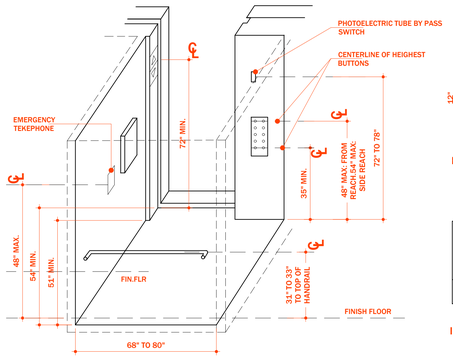

B12 ACC-ELEVATOR CAB REQ'D
NOT TO SCALE

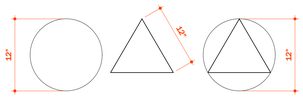

PLAIN GEOMETRIC IDENTIFICATION SINGS

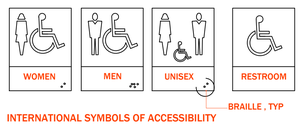

INTERNATIONAL SYMBOLS OF ACCESSIBILITY

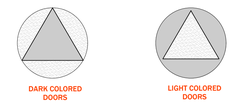

CAL ALL GENDER PLAN GEOMETRIC IDENTIFICATION SIGNS

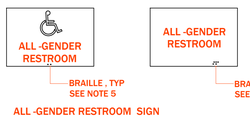

ALL -GENDER RESTROOM SIGN

NOTES:
1. PLAIN GEOMETRIC IDENTIFICATION SIGNS SHALL BE 1/4" THICK BLUE ACRYLIC PLASTIC SHAPE

FOR MEN
FOR WOMEN
FOR UNISEX

2. INTERNATIONAL SYMBOL OF ACCESSIBILITY SIGN SHALL HAVE WHITE FIGURES AND LETTERS ON A BLUE BACKGROUND. OTHER COLORS MAY BE USED WITH BUILDING DEPT. APPROVAL.
3. LETTERS AND NUMERALS SHALL BE RAISED 1/32" SANS-SERIF UPPERCASE CHARACTERS 5/8" MIN. TO 2" MAX. HIGH. PROPORTIONS SHALL BE PER CBC SECTION 11B-704.
4. MOUNTING LOCATIONS SHALL ALLOW A PERSON TO APPROACH WITHIN 3" OF THE SIGNAGE WITHOUT ENCOUNTERING PROTRUDING OBJECTS OR STANDING WITHIN THE SWING OF A DOOR.
5. BRAILLE SHALL BE CONTRACTED GRADE 2 BRAILLE AND PLACED FLUSHED LEFT OR CENTERED WITH THE CORRESPONDING TEXT IN ACCORDANCE WITH CBC SECTION 11B-703.3.2.
6. ATTACH TO SURFACE WITH TAMPER PROOF SCREWS.

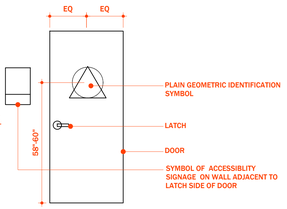

MOUNTING HEIGHTS

NOTE :
WHERE THERE IS NOT WALL SPACE ON THE LATCH SIDE , SIGNS SHALL BE PLACED ON THE NEAREST ADJACENT WALL , PREFERABLY ON THE RIGHT .

B10 DOOR SIGNAGE
NOT TO SCALE

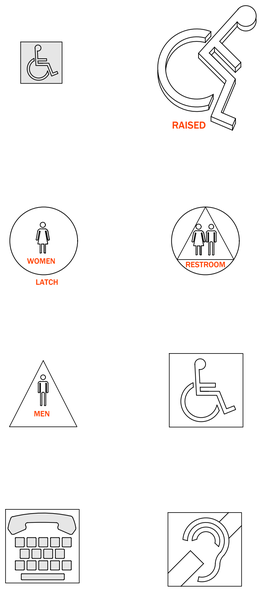

VISUAL (RAISED) CHARACTERS:
1. WIDTH OF THE UPPERCASE LETTER "O" IS 60% MIN. & 110% MAX. OF THE HEIGHT OF THE UPPERCASE "I".
2. STROKE THICKNESS OF THE UPPERCASE LETTER "I" SHALL BE 15% MAX. OF THE HEIGHT OF THE CHARACTER.
3. CONTRAST CHARACTERS AND SYMBOLS WITH BACKGROUND.
4. SANS SERIF CHARACTERS.

SIGNS & PICTOGRAMS:
5. PICTOGRAMS/PICTORAL SYMBOL SIGNS SHALL BE ACCOMPANIED BY THE EQUIVALENT VERBAL DESCRIPTION PLACED DIRECTLY BELOW THE PICTOGRAM. THE BORDER DIMENSION SHALL BE OF NON-GLARE CONTRASTING COLORS.
6. CHARACTERS AND BACKGROUNDS SHALL BE OF NON-GLARE CONTRASTING COLORS.
7. SIGNS/PICTOGRAMS SHALL BE INSTALLED ON THE WALL ADJACENT TO DOOR LEADING TO THE ROOM OR SPACE THEY DESCRIBE AND AT 48" MIN. A.F.F. OR GROUND SURFACE, MEASURED FROM THE BASELINE OF THE LOWEST BRAILLE & 60" MAX. A.F.F. OR GROUND SURFACE, MEASURED FROM THE BASELINE OF THE HIGHEST LINE OF RAISED CHARACTERS. MOUNTING LOCATION SHALL BE DETERMINED SO THAT A PERSON MAY APPROACH WITHIN 3" OF SIGNAGE WITHOUT ENCOUNTERING PROTRUDING OBJECTS OR STANDING WITHIN THE DOOR SWING AREA.
8. VERTICAL CLEARANCE AT SUSPENDED SIGNS WITH MINIMUM HEADROOM OF 80" REQUIRE MINIMUM 3" CHARACTER HEIGHT MEASURED BY USING UPPERCASE "X". CHARACTERS AND NUMBERS SHALL BE SIZED ACCORDING TO VIEWING DISTANCE FROM WHICH READ. LOWER CASE CHARACTERS PERMITTED.

SIGN LOCATIONS:
9. ALL ACCESSIBLE ENTRANCES IDENTIFIED WITH MINIMUM OF ONE STANDARD SIGN.
10. ADDITIONAL DIRECTIONAL SIGNS ALONG ACCESSIBLE PATH OF TRAVEL ARE REQUIRED.
11. BUILDINGS REMODELED TO PROVIDE ACCESSIBLE SANITARY FACILITIES FOR PUBLIC USE SHALL HAVE INFORMATION POSTED IN THE LOBBY AS PART OF THE BUILDING DIRECTORY.

INTERNATIONAL SYMBOL OF ACCESSIBILITY:
12. STANDARD USED TO IDENTIFY ACCESSIBLE FACILITIES.
13. WHITE FIGURE ON BLUE BACKGROUND, COLOR 15090 ON FEDERAL STANDARD 595A.
14. WHEN ENFORCING AGENCY DETERMINES, IF APPROPRIATE, SPECIAL DESIGNS AND COLORS MAY BE APPROVED.

BRAILLE:
15. POSITIONED BELOW THE CORRESPONDING TEXT IN A HORIZONTAL FORMAT, FLUSH LEFT OR CENTERED. IF TEXT IS MULTILINED, BRAILLE SHALL BE PLACED BELOW THE ENTIRE TEXT.
16. USE CONTRASTED GRADE II BRAILLE. DOTS TO BE 0.1 INCH ON CENTER IN EACH CELL.
17. 0.2 INCH SPACE BETWEEN CELLS.
18. DOTS RAISED MINIMUM 0.025 INCH ABOVE BACKGROUND.

D4 ADA SIGNS AND PICTOGRAMS
NOT TO SCALE

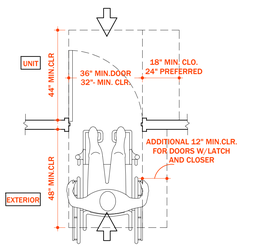

F12 DOOR APPROACH REQ-UNIT-INT.
NOT TO SCALE

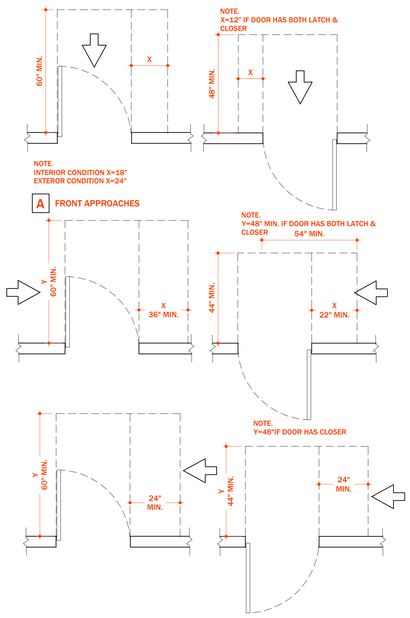

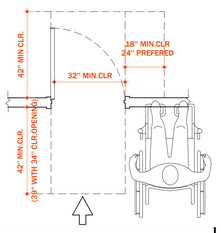

F12 DOOR APPROACH REQ-UNIT-INT.
NOT TO SCALE

F10 DOOR APPROACH REQ-PUBLIC
NOT TO SCALE

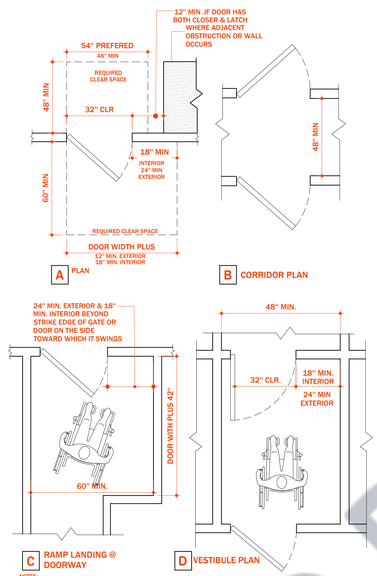

C RAMP LANDING @ DOORWAY

D VESTIBULE PLAN

NOTES:
1. CLEAR SPACES MUST BE LEVEL TO PREVENT WHEELCHAIRS FROM ROLLING WHEN THE OCCUPANT RELEASES THE WHEEL GRIPS TO REACH FOR THE DOOR. 1.4" PER FOOT IS ALLOWED FOR DRAINAGE.
2. WHERE DOORS OPEN ONTO, BUT NOT INTO A CORRIDOR, THE REQUIRED LEVEL AREA BEYOND THE DOORS MAY BE A MINIMUM OF 48". FOR ADDITIONAL INFORMATION, SEE APPLICABLE NOTES ON TYPICAL ACCESSIBILITY NOTES SHEET

F8 ACC-DOOR CLEARANCES
NOT TO SCALE

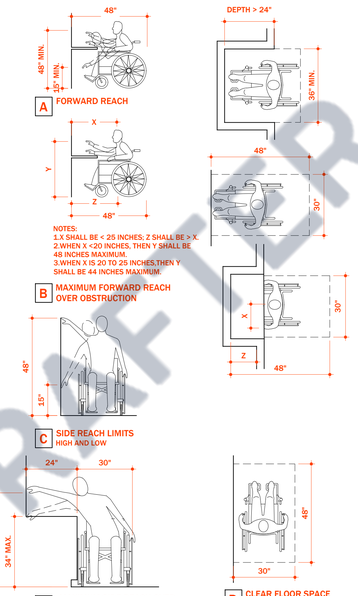

F6 REACH REQUIREMENTS
NOT TO SCALE

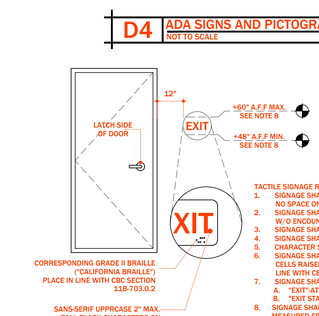

TACTILE SIGNAGE REQUIREMENTS:
1. SIGNAGE SHALL BE INSTALLED ON LATCH SIDE OF DOOR, OR IF NO SPACE ON THE NEAREST WALL PREFERABLE TO THE RIGHT.
2. SIGNAGE SHALL BE LOCATED SO THAT A PERSON CAN APPROACH WITHIN 3" W/O ENCOUNTERING PROTRUDING OBJECTS OR STANDING WITHIN THE SWING OF A DOOR.
3. SIGNAGE SHALL HAVE A NON-GLARE FINISH WITH A CONTRASTING BACKGROUND.
4. SIGNAGE SHALL HAVE A WIDTH-TO-HEIGHT RATIO BETWEEN 3:5 AND 1:1.
5. CHARACTER STROKE WIDTH TO HEIGHT RATIO BETWEEN 1:5 & 1:10.
6. SIGNAGE SHALL CONTAIN GRADE II BRAILLE W/ DOTS 1/10" O.C. & 2/10" SPACE BETWEEN CELLS RAISED 1/40". PLACED FLUSHED LEFT OR CENTERED WITH THE CORRESPONDING TEXT IN LINE WITH CBC SECTION 11B-703.3.2
7. SIGNAGE SHALL HAVE VERBAGE PER CBC SECTION 1013.4.
   A. "EXIT"-AT GROUND FLOOR DOORS
   B. "EXIT STAIR DOWN"-AT STAIRS TO GROUND FLOOR EXIT.
8. SIGNAGE SHALL BE LOCATED 48 INCHES MINIMUM ABOVE THE FINISH FLOOR OR GROUND SURFACE, MEASURED FROM THE BASELINE OF THE LOWEST LINE OF BRAILLE AND 60 INCHES MAXIMUM ABOVE THE FINISH FLOOR OR GROUND SURFACE, MEASURED FROM THE BASELINE OF THE HIGHEST LINE OF RAISED CHARACTERS.

F4 TACTITLE EXIT SIGN
NOT TO SCALE

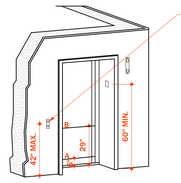

CALL BUTTON 3/4" MIN. Ø W/ VISUAL SIGNAL TO BE WHITE IN COLOR AND ACROSS THE SURFACE OF THE BOTTOM TO INDICATE CALL

HALL LANTERN

NOTE:
THE AUTOMATIC DOOR REOPENING DEVICE IS ACTIVATED IF AN OBJECT PASSES THRU EITHER LINE A OR LINE B. LINE A AND LINE B REPRESENT THE VERTICAL LOCATION OF THE DOOR REOPNING DEVICE NOT REQUIRING CONTACT

2" TALL RAISED AND BRAILLE FLOOR LANDING NUMBERS ON BOTH SIDES OF DOOR JAMB. PROVIDE BRAILLE SYMBOLS BELOW NUMERAL CHARACTER OR SYMBOL

SYMBOL
ON MAIN ENTRY LEVEL,A RAISED FIVE-POINTED STAR SHALL BE PLACED TO THE LEFT OF THE RAISED CHARACTER (CBC 1116B.1.14)

ALTERNATE LOCATION OF PANEL WITH SIDE OPENING DOOR.

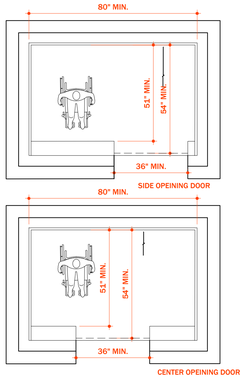

K 12 ACC-ELEVATOR REQUIRMENTS
NOT TO SCALE

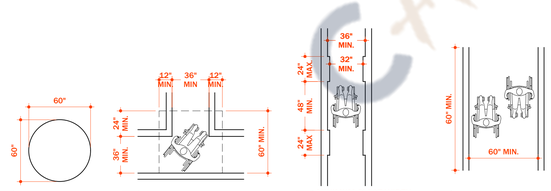

A 60 INCHES DIAMETER SPACE

B T-SHAPED SPACE FOR 180 DEG. TURN

C MINIMUM CLEAT WIDTH FOR SINGLE WHEELCHAIRS

D MINIMUM CLEAT WIDTH FOR TOW WHEELCHAIRS

K 10 ACC-WHEELCHAIR PASSAGE WIDTH
NOT TO SCALE

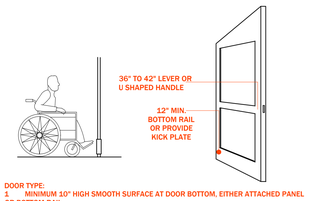

DOOR TYPE:
1 MINIMUM 10" HIGH SMOOTH SURFACE AT DOOR BOTTOM, EITHER ATTACHED PANEL OR BOTTOM RAIL.
HARDWARE:
2.OPENABLE FROM INSIDE WITHOUT USE OF KEY OR SPECIAL KNOWLEDGE OR EFFORT.
3.OPENABLE BY SINGLE EFFORT LEVER-TYPE DEVICE (NOT REQUIRING GRASPING).
4.MOUNTED 36" TO 42",
5.MAXIMUM 5 LBS. EFFORT TO OPERATE EXTERIOR DOOR, 5 LBS. FOR INTERIOR.

H6 DOOR REQUIREMENT
NOT TO SCALE

1. SYMBLO SHALL BE WHITE ON BLUE BACKGROUND. THE BLUE SHALL BE EQUAL TO COLOR NO 15090 IN FEDERAL STANDARD 595A.

2. ALL BUILDING ENTRANCES SHALL BE IDENTIFIED WITH AT LEAST ONE STANDARD SIGN. THE SIGNS ARE TO BE VISIBLE TO PERSONS ALONG APPROACHING PEDESTRIAN WAYS.

3. THE BACKGROUND OF SIGNS SHALL BE MATTE. OR NON-GLARE FINISH.

4. THE CENTER OF THE DECAL SHALL BE MOUNTED 60" ABEVE THE FINISHED FLOOR.

5. BRAILLE SYMBOL AT BOTTOM OF PLAQUE

H4 ACCESSIBLE WALL PLAQUE
NOT TO SCALE

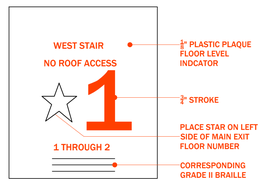

REFER TO CBC SECTION 11178.5.2 AND SECTION 1133B.4.3

NOTE:
THE INFORMATION ON THE SIGN MUST BE PRESENTED WITH RAISED ARABIC NUMERALS & CORRESPONDING GRADE II BRAILLE. THE MEZZANINE LEVELS SHALL HAVE THE LETTER "M" PRECEDING FLOOR NUMBER, BASEMENT LEVELS SHALL HAVE THE LETTER "B" PRECEDING THE FLOOR NUMBER. THE SIGN SHALL BE LOCATED 60" A.F.F. & LOCATED IMMEDIATELY ADJACENT TO THE DOOR ON THE STRIKE SIDE.

H2 EXIT STAIR SIGNAGE
NOT TO SCALE

DETAIL NOTES:
1. ILLUMINATED CONTROL BUTTONS.
2. AUDIBLE VERBAL STOPPING.
3. FLOOR ANNOUNCEMENTS.
4. VISUALS & AUDIBLE CAR-ANSWERING AND DIRECTION OF TRAVEL CALLS.
5. RAISED LETTER/ BRAILLE FLOOR NUMBERS ON LANDING JAMBS AT ALL FLOORS LOCATED 60" A.F.F. ON BOTH SIDES OF THE DOOR.
6. OCTAGONAL SYMBOL SHALL BE RAISED BUT THE (X) IS NOT.

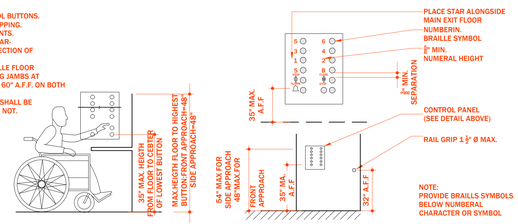

NOTE:
PROVIDE BRAILLS SYMBOLS BELOW NUMBERAL CHARACTER OR SYMBOL

H10 ACC-ELEVATOR REQUIRMENTS
NOT TO SCALE

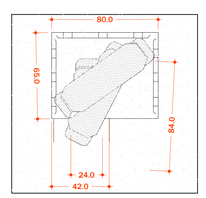

K 6 STRETCHER REQUIREMENT
NOT TO SCALE

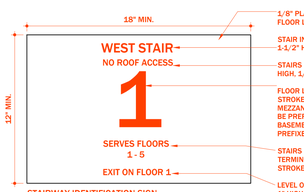

CHARACTERS SHALL CONTRAST WITH THEIR BACKGROUND AND BOTH SHALL HAVE A NON-GLARE FINISH

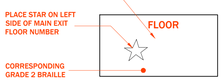

FLOOR IDENTIFICATION SIGN

NOTE: RAISED, VISUAL CHARACTERS & BRAILLE SHALL COMPLY WITH 11B-703.1, 2, 3 &.5

SIGN SHALL BE LOCATED ADJACENT TO THE DOOR ON THE LATCH SIDE.

STAIRWAY IDENTIFICATION SIGN
LOCATE SIGN ABOVE FLOOR A LOCATION THAT IS READIL VISIBLE.

NOTE:
PER 1023.9, IN ADDITION TO STAIRWAY IDENTIFICATION SIGNAGE, A SEPARATE FLOOR IDENTIFICATION SIGN WITH RAISED CHARACTERS AND BRAILLE SHALL BE PROVIDED

K 4 STAIR AND FLOOR IDENTIFICATION SIGNAGE
NOT TO SCALE

CAD DRAFTER

CAD DRAFTER
www.aesom.co
7522 Campbell RD suite 113 #467
Dallas, TX 75248 United States
Voice: +1 (214) 556 2605

THESE DRAWINGS AND SPECIFICATIONS ARE FOR SERVICES OF CONSTRUCTION AND SHALL REMAIN THE PROPERTY OF AESOM INT. WHETHER THE PROJECT FOR WHICH THEY ARE MADE IS EXECUTED OR NOT. THESE DRAWINGS AND SPECIFICATIONS SHALL NOT BE REFERRED OR USED BY ANY PERSON OR ENTITY ON OTHER PROJECTS WITHOUT PERMISSION OF AESOM INT.
COPYRIGHT © 2022

STAMP

ADA STANDARD SHEETS

REVISION DATE

No.	Description	Date

ISSUE DATES

TYPE	DATE
ONWER REVIEW SET	--
PERMIT SET	--
BID SET	--
CONSTRUCTION SET	--
AS BUILT SET	--

DRAWN BY	YM
CHECKED BY	SA

PROJECT NUMBER:
143- ADA SHEETS SCANS

DATE:
26 January, 2024

SHEET TITLE:
ADA STANDARD DETAILS

SHEET NUMBER:
A101

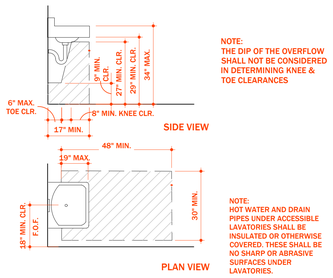

NOTE:
THE DIP OF THE OVERFLOW SHALL NOT BE CONSIDERED IN DETERMINING KNEE & TOE CLEARANCES

NOTE:
HOT WATER AND DRAIN PIPES UNDER ACCESSIBLE LAVATORIES SHALL BE INSULATED OR OTHERWISE COVERED. THESE SHALL BE NO SHARP OR ABRASIVE SURFACES UNDER LAVATORIES.

B12 ACCESSIBLE LAVATORIES-WALL
NOT TO SCALE

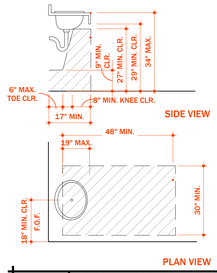

NOTE:
THE DIP OF THE OVERFLOW SHALL NOT BE CONSIDERED IN DETERMINING KNEE & TOE CLEARANCES

NOTE:
HOT WATER AND DRAIN PIPES UNDER ACCESSIBLE LAVATORIES SHALL BE INSULATED OR OTHERWISE COVERED. THERE SHALL BE NO SHARP OR ABRASIVE SURFACES UNDER LAVATORIES.

B10 ACCESSIBLE LAVATORIES-COUNTER
NOT TO SCALE

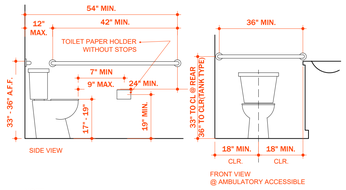

NOTE:
1. WATER CLOSET FLUSH VALVE CONTROLS, OPERATING MECHANSM CONTROLS SHALL BE OPERABLE WITH ONE HAND, SHALL NOT REQUIRE TIGHT GRASPING, PINCHING, OR TWISTING OF THE WRIST, AND SHALL BE MOUNTED NO MORE THAN 44" A.F.F.
1. THE FORCE REQUIRED TO ACTIVATE THE WATER CLOSET AND URINAL FLUSH VALVE CONTROLS & FAUCET AND OPERATING MECHANISM CONTROLS SHALL BE NO GREATER THAN 5 LBF. ELECTRONIC OR AUTOMATIC FLUSHING CONTROLS ARE ACCEPTABLE AND PREFERABLE.
3. WHERE TANK TYPE TOILET IS USED WHICH OBSTRUCTS PLACEMENT AT 33" THE GRAB BAR MAY BE AS HIGH AS 36" MAINTAINING 1 1/2" CLEAR TO TANK.

B8 TYPICAL GRAB BARS AT WATER CLOSET
NOT TO SCALE

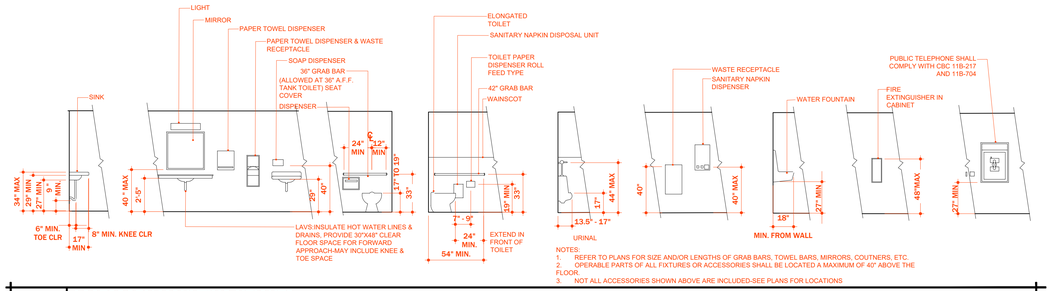

NOTES:
1. REFER TO PLANS FOR SIZE AND/OR LENGTHS OF GRAB BARS, TOWEL BARS, MIRRORS, COUTNERS, ETC.
2. OPERABLE PARTS OF ALL FIXTURES OR ACCESSORIES SHALL BE LOCATED A MAXIMUM OF 40" ABOVE THE FLOOR.
3. NOT ALL ACCESSORIES SHOWN ABOVE ARE INCLUDED-SEE PLANS FOR LOCATIONS

B6 ACCESSORY MOUNTING HEIGHTS
NOT TO SCALE

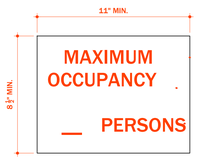

NOTE:
1. LETTERING SHALL BE A CONTRASTING COLOR TO THE BACKGROUND.
2. SIGN SHALL BE POSTED IN A CONSPICUOUS PLACE NEAR THE MAIN EXIT.

D12 OCCUPANCY LOAD SIGNAGE
NOT TO SCALE

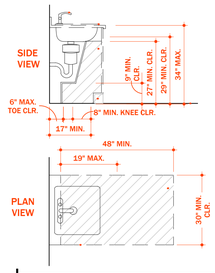

NOTE:
FAUCET CONTROLS SHALL BE OPERABLE W/ ONE HAND AND SHALL NOT REQUIRE TIGHT GRASPING, PINCHING OR TWISTING OF THE WRIST WITH A FORCE REQUIRED TO ACTIVATE CONTROLS NO GREATER THAN 5 POUNDS.

NOTE:
WATER SUPPLY AND DRAIN PIPES UNDER KITCHEN SINKS SHALL BE INSULATED OR OTHERWISE COVERED. THERE SHALL BE NO SHARP OR ABRASIVE SURFACES UNDER KITCHEN SINKS

D10 ACCESSIBLE SINK
NOT TO SCALE

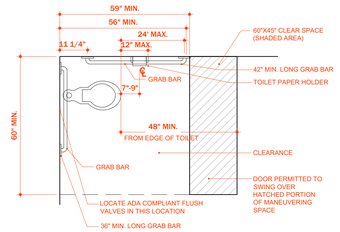

D8 ACC-TOILET CLEARANCES
NOT TO SCALE

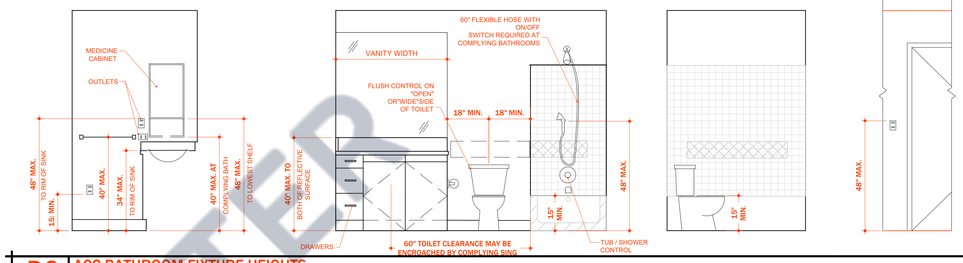

D6 ACC-BATHROOM FIXTURE HEIGHTS
NOT TO SCALE

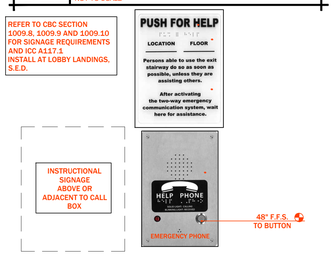

NOTE:
THE INFORMATION ON THE SIGN MUST BE PRESENTED WITH RAISED ARABIC NUMERALS & CORRESPONDING GRADE II BRAILLE.

F12 TWO-WAY COMMUNICATION
NOT TO SCALE

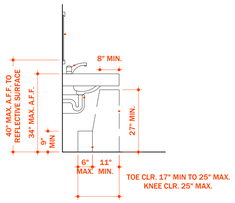

F10 VANITY-SINGLE OCCUPANCY
NOT TO SCALE

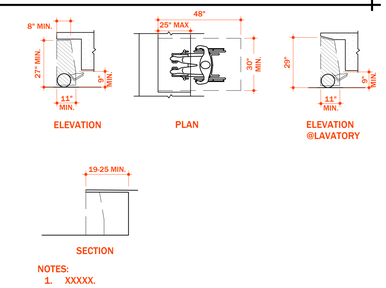

NOTES:
1. XXXXX.

F2 REACH REQUIREMENTS
NOT TO SCALE

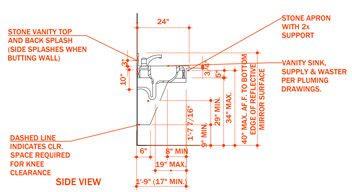

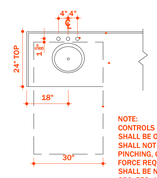

NOTE:
CONTROLS & OPERATING MECHANISMS SHALL BE OPERABLE WITH ONE HAND AND SHALL NOT REQUIRE TIGHT GRASPING, PINCHING, OR TWISTING OF THE WRIST. THE FORCE REQUIRED TO ACTIVATE CONTROLS SHALL BE NO GREATER THAN 5 POUNDS PER CBC. SEC. 1117B.6

PLAN VIEW

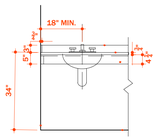

FRONT VIEW

K10 VANITY-PUBLIC RESTROOM-COUNTER
NOT TO SCALE

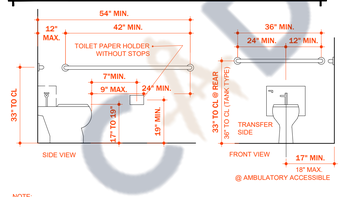

NOTE:
1. WATER CLOSET FLUSH VALVE CONTROLS, OPERATING MECHANSM CONTROLS SHALL BE OPERABLE WITH ONE HAND, SHALL NOT REQUIRE TIGHT GRASPING, PINCHING, OR TWISTING OF THE WRIST, AND SHALL BE MOUNTED NO MORE THAN 44" A.F.F.
1. THE FORCE REQUIRED TO ACTIVATE THE WATER CLOSET AND URINAL FLUSH VALVE CONTROLS & FAUCET AND OPERATING MECHANISM CONTROLS SHALL BE NO GREATER THAN 5 LBF. ELECTRONIC OR AUTOMATIC FLUSHING CONTROLS ARE ACCEPTABLE AND PREFERABLE.
3. WHERE TANK TYPE TOILET IS USED WHICH OBSTRUCTS PLACEMENT AT 33", THE GRAB BAR MAY BE AS HIGH AS 36" MAINTAINING 1 1/2" CLEAR TO TANK.

H8 ACCESSIBLE FLOOR MOUNTED TOILETS
NOT TO SCALE

H6 ACCESSIBLE DRINKING FOUNTAINS
NOT TO SCALE

H2 ACC-DRINKING FOUNTAINS-BARRIER
NOT TO SCALE

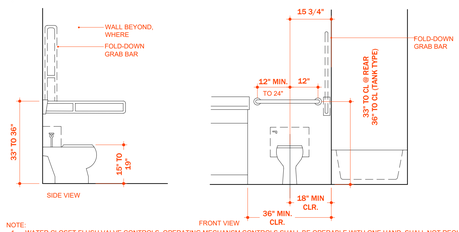

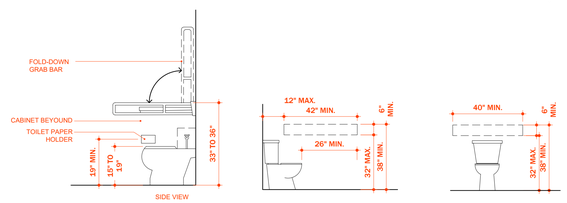

LOCATION OF GRAB BAR REINFORCEMENTS FOR ADAPTABLE BATHROOMS

NOTE: THE AREA OUTLINED IN DASHED LINES PREPRESENT LOCATION FOR FUTURE INSTALLATION OF GRAB BARS

NOTE:
1. WATER CLOSET FLUSH VALVE CONTROLS, OPERATING MECHANSM CONTROLS SHALL BE OPERABLE WITH ONE HAND, SHALL NOT REQUIRE TIGHT GRASPING, PINCHING, OR TWISTING OF THE WRIST, AND SHALL BE MOUNTED NO MORE THAN 44" A.F.F.
2. THE FORCE REQUIRED TO ACTIVATE THE WATER CLOSET AND URINAL FLUSH VALVE CONTROLS & FAUCET AND OPERATING MECHANISM CONTROLS SHALL BE NO GREATER THAN 5 LBF. ELECTRONIC OR AUTOMATIC FLUSHING CONTROLS ARE ACCEPTABLE AND PREFERABLE.
3. WHERE TANK TYPE TOILET IS USED WHICH OBSTRUCTS PLACEMENT AT 33", THE GRAB BAR MAY BE AS HIGH AS 36" MAINTAINING 1 1/2" CLEAR TO TANK.

K8 ACCESSIBLE FLOOR MOUNTED TOILETS
NOT TO SCALE

K4 GRAB BAR REINFORCEMENT
NOT TO SCALE

CAD DRAFTER

www.aesom.co
7522 Campbell RD suite 113 #467
Dallas, TX 75248 United States
Voice: +1 (214) 556 2605

THESE DRAWINGS AND SPECIFICATIONS ARE FOR SERVICES OF CONSTRUCTION AND SHALL REMAIN THE PROPERTY OF AESOM INT. WHETHER THE PROJECT FOR WHICH THEY ARE MADE IS EXECUTED OR NO?. THESE DRAWINGS AND SPECIFICATIONS SHALL NOT BE REFERRED OR USED BY ANY PERSON OR ENTITY ON OTHER PROJECTS WITHOUT PERMISSION OF AESOM INT.
COPYRIGHT © 2022

STAMP

ADA STANDARD SHEETS

REVISION DATE

No.	Description	Date

ISSUE DATES

TYPE	DATE
ONWER REVIEW SET	--
PERMIT SET	--
BID SET	--
CONSTRUCTION SET	--
AS BUILT SET	--
DRAWN BY	YM
CHECKED BY	SA

PROJECT NUMBER:
143- ADA SHEETS SCANS

DATE:
26 January, 2024

SHEET TITLE:
ADA STANDARD DETAILS

SHEET NUMBER:
A102